

2025 Catalog

Series 5

Compact Utility Tractors

67 - 74.3 hp



For distribution and sales in North American territories

Series 5 Compact Utility Tractors

Increased power output and maximized lift capabilities define the Series 5 tractors and enable you to achieve your goals. Known for their exceptional versatility and

maneuverability, these tractors elevate productivity by covering more ground with each pass.



T654

Engine power	Lift capacity
67 hp	1937 kg



T754

Engine power	Lift capacity
74 hp	2320 kg



T5075

Engine power	Lift capacity
74.3 hp	2320 kg

Upgraded capabilities to take on bigger challenges

The Series 5 tractors include premium TYM utility models designed with optimal dimensions for maximum maneuverability. Equipped with a high-efficiency, liquid-cooled Tier 4-certified engine and a large volume fuel tank, these tractors are ready to take on any time-intensive, medium to heavy-duty applications.

The Series 5 tractors are fitted with a premium all-weather operator cabin and an intuitive console comprising all major controls, so you can perform with maximum comfort and minimal effort throughout all seasons.

Most popular applications



Material
Handling



Land
Clearing &
Forestry



Construction



Arable
Farming



All the right features to get the job done



4-cylinder, liquid-cooled Deutz diesel engine

Built on precise German engineering, the Deutz engine uses Diesel Oxidation Catalysts (DOC) to convert carbon and particulate matter into less harmful emissions. This eliminates the need for regeneration cycles, minimizing maintenance requirements, downtime, and the risk of repair.



High-capacity fuel tank for time-intensive work

The high-capacity fuel tank allows the tractor to operate for longer periods without stopping to refuel. Paired with a fuel-efficient engine, this enables uninterrupted and efficient operations during the busiest seasons.




Interior detailing to promote operator comfort

Activate core functions such as the PTO on/off switch easily from the main console. Quickly receive alerts and diagnostic information via the digital display. The operator platform features a spacious and ergonomic seat and a flat floor with a rubber mat to enhance comfort during entry, exit, and driving.



Deluxe cabin with climate control

Featuring easy entry and exit through both side doors and a host of modern amenities for maximum operator comfort, this tractor offers greater visibility with standard heating and AC.



6-port rear hydraulic valve for add-on functions

The 6-port valve on the rear of the tractor allows implements of different functions to be controlled easily. This is particularly beneficial for applications like row crop farming and material handling, as trailers are fit with an optional hydraulic brake.




Suspension seat for operator comfort


Particularly beneficial for time-intensive jobs or work on uneven terrain, the cabin features a suspension seat that keeps vibrations to a minimum and promotes comfort, even during longer operations.

T654

A compact utility tractor that exceeds expectations for performance



1. Selectable 4WD



2. PTO shift lever



3. Joystick control for front-end loader

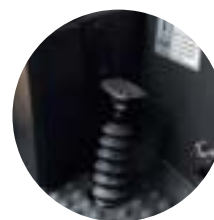
Key specifications:

Engine power
67 hp | 50 kW

Engine manufacturer
Deutz TCD2.9L4

Lift capacity
4270 lb | 1937 kg


PTO power
61.9 hp | 46.1 kW



4. Differential lock



5. Draft control




6. Extendable lower link ends

T754

A premium compact utility tractor that delivers power and efficiency



1. Hydrostatic power steering with tilt



2. External lever for rear attachments



3. Joystick control for optional loader

Key specifications:

Engine power
74 hp | 55.4 kW


Engine manufacturer
Deutz TCD2.9L4

Lift capacity
5115 lb | 2320 kg


PTO power
64.1 hp | 47.8 kW



4. Cabin with heating and AC



5. Suspension seat for operator comfort




6. Digital instrument panel

T5075

A compact utility tractor that exceeds expectations for performance



1. Ergonomic operational control center



2. Cup holder, tray and USB charger



3. Suspension seat for operator comfort


Key specifications:

Engine power
74.3 hp | 55.4 kW


Engine manufacturer
Deutz TCD 2.9L

Lift capacity
5515 lb | 2320 kg

PTO power
67.1 hp | 50.0 kW



4. 3P position control



5. 4-port external rear remotes



6. Side-rear LED lamp

Specification Guide

MODEL	T654	T754	T5075
ENGINE			
Engine manufacturer	Deutz TCD2.9L4	Deutz TCD2.9L4	Deutz TCD 2.9L
Type	Turbo Charger	Turbo Charger	Turbo Charger
Engine power	67 hp 50 kW	74 hp 55.4 kW	74.3 hp 55.4 kW
PTO power	61.9 hp 46.1 kW	64.1 hp 47.8 kW	67.1 hp 50.0 kW
Rated engine speed	2200 rpm	2200 rpm	2200 rpm
No. of cylinders	4	4	4
Displacement	177 cu. in. 2900 cc	177 cu. in. 2900 cc	178.5 cu. in. 2925 cc
Air cleaner	Dual dry	Dual dry	Dual dry
Alternator	12V, 95A	12V, 95A	12V, 95A
Fuel system	CRDI	CRDI	CRDI
POWERTRAIN			
Transmission type	Synchro-shuttle	Synchro-shuttle	Synchro or power shuttle
No. of speeds	F24 x R24	F16 x R16 (Creep interlock)	F16 x R16 (Creep interlock)
Max. traveling speed	20.2 mph 32.5 km/h	24.1 mph 38.8 km/h	22.7 mph 36.6 km/h
Brakes	Wet disc	Wet disc	Wet, Multi-disc
Steering	Hydrostatic	Hydrostatic	Hydrostatic
Clutch	M: Dry Single Plate PS: Wet Multi Plate	M: Dry Single Plate PS: Wet Multi Plate	M: Dry Single Plate PS: Wet Multi Plate
HYDRAULIC SYSTEM			
Pump type	Dual gear pump	Dual gear pump	Dual gear pump
Implement flow	10.3 gpm 39.1 L/min	10.3 gpm 39.1 L/min	10.3 gpm 39.1 L/min
Steering flow	5.8 gpm 22 L/min	5.8 gpm 22 L/min	5.8 gpm 22 L/min
Total flow	16.1 gpm 61.1 L/min	16.1 gpm 61.1 L/min	16.1 gpm 61.1 L/min
Category, 3-point hitch	II	II	II
Hitch lift capacity	4270 lb 1937 kg	5115 lb 2320 kg	5515 lb 2320 kg
Hitch lift capacity at 24 inches behind link ends	3153 lb 1430 kg	3418 lb 1550 kg	3418 lb 1550 kg
Lift control type	Position/Draft/Mech	Position/Draft/Elec	Position/Draft
No. of standard remote valves	2	2	4
PTO			
PTO type	Independent	Independent	Independent
PTO control	Electric/Hydro	Electric/Hydro	Electro-hydraulic
PTO rear	540/750/1000 rpm	540/750 540/1000 (Opt) rpm	540/750 rpm
CAPACITIES			
Fuel tank	18.5 gal 70 L	23.8 gal 90 L	23.7 gal 90 L
Coolant	10.6 qt 10 L	10.6 qt 10 L	11.1 qt 10.5 L
Crankcase	8.5 qt 8 L	8.5 qt 8 L	8.5 qt 9 L
Transmission/Hydraulics system	11 gal 41.6 L	18 gal 68.1 L	17.4 gal 66 L
Front axle	17.3 qt 16.3 L	17.3 qt 16.3 L	17.3 qt 16.4 L
DIMENSIONS & WEIGHTS			
Overall length with 3-point hitch	155.6 in. 3952 mm	155.7 in. 4002 mm	168.1 in. 4269 mm
Overall width	72.4 in. 1840 mm	76.4 in. 1940 mm	92.3 in. 2345 mm
Wheelbase	84.6 in. 2150 mm	86.1 in. 2188 mm	86.1 in. 2188 mm
Height to top of cabin	100.2 in. 2545 mm	103.3 in. 2624 mm	104.9 in. 2664 mm
Height to top of ROPS	-	-	-
Min. ground clearance	17.1 in. 435 mm	18.3 in. 465 mm	18.4 in. 467 mm
Min. turn radius with brakes	141.3 in. 3590 mm	145.7 in. 3700 mm	139.0 in. 3530 mm
Min. turn radius without brakes	162.2 in. 4120 mm	162.8 in. 4135 mm	161.4 in. 4100 mm
Weight with cab	5555 lb 2520 kg	6052 lb 2745 kg	6316.2 lb 2865 kg
Weight with ROPS	-	-	-
STANDARD TIRES			
R1 Agricultural - Front	FSTR 9.5 R20 TL	FSTR 280/85R24 TL (11R24)	280/85R24
R1 Agricultural - Rear	FSTR 380/85R28 TL (14.9R28)	FSTR 420/85R30 TL (16.9R30)	420/85R30
R4 Industrial - Front	Trac Chief 10.5/80-18 NHS TL 10PR	Trac Chief 15-19.5 NHS TL 6PR	15-19.5
R4 Industrial - Rear	Xtra Grip 18.4-24 NHS TL 8PR	Xtra Grip 18.4-24 NHS TL 8PR	18.4-24



Designed for your world

TYM creates tractors that bring together alluring form, advanced function and accessible value. Through Korean expertise in design, engineering and manufacturing, the company helps owners overcome every obstacle as they shape the world around them.

Headquartered in Korea with distribution across North America, Europe, and Asia, and assembly operations in the USA, TYM has been empowering customers for over 70 years.

www.tym.world