

# F50C


Compact, Series 3

48 hp




# A compact tractor that doesn't compromise on performance

The T3048 (F50C) strikes a perfect balance between agility and strength, making it an ideal partner for jobs of all sizes. Its compact design offers the versatility you need, while its power empowers you to tackle even the toughest tasks on and off the field



1. New iconic hood



3. Ergonomic lever



5. High-capacity fuel tank




2. Comfortable suspension seat



4. Highly responsive forward & reverse HST (T3048 (F50CHN))



6. Front-end loader joystick lever



### Eco-friendly TYM 4-cylinder Stage V engine

Equipped with a naturally aspirated engine designed and manufactured by TYM, the tractor is designed to be eco-friendly and fuel-efficient without compromising on performance.




### LED work light (optional)

Full front and rear LED work lights facilitate safer operations, particularly in low visibility conditions such as rainy or dusty work environments, or during nighttime tasks.



### Tilt steering wheel

The tilt steering wheel allows operators to adjust the position of the steering wheel for a more comfortable driving experience.




### Enhanced attachment controls for efficiency

Equipped with a range of controls and two sets of rear remote valves to increase productivity and work speed. Control implement lowering speed and depth with the implement lowering speed dial and draft control levers.



### Cruise control (HST)

The cruise control function allows you to set and maintain engine RPM, regardless of the tractor's load conditions.



### Water-separating fuel filter

The water-separating fuel filter prevents foreign substances from entering the fuel, ensuring better engine starting performance and preventing damage to the machine.

# Technical specifications

ENGINE	
Engine Manufacturer	TYM T2300N2
Type	Natural aspiration
Gross engine power	48 hp   36 kW
PTO power	40 hp   29.8 kW
Rated engine speed	2600 rpm
No. of cylinders	4
Displacement	2287 cc   139.5 cu. in.
Air cleaner	Dry element
Alternator	12V, 50A
Fuel system	Water-cooled diesel
POWERTRAIN	
Transmission type	F50CN: Synchro-shuttle F50CHN: HST
No. of speeds	F50CN: F12 x R12 F50CHN: 3-Range
Max. traveling speed	F50CN: 26.8 km/h   16.6 mph F50CHN: 27.2 km/h   16.9 mph
Brakes	Wet, Multi disc
Steering	Hydrostatic
Clutch	Dry single plate   N/A
CAPACITIES	
Fuel tank	30 L   7.9 gal
Coolant	5.9 L   1.5 qt
Crankcase	4.8 L   4.5 qt
Transmission/Hydraulics system	F50CN: 34 L   9 gal F50CHN: 37 L   9.8 gal
Front axle	6.4 L   6.8 qt

PTO	
PTO type	Independent
PTO control	Electric/Hydro
PTO rear	540/540E rpm
HYDRAULIC SYSTEM	
Pump type	Gear pump
Implement flow	43.2 L/min   11.4 gpm
Steering flow	19.4 L/min   5.2 gpm
Total flow	62.6 L/min   16.5 gpm
Category, 3-point hitch	I
Hitch lift capacity	1500 kg   3306 lb
Hitch lift capacity at 24 inches behind link ends	757 kg   1673 lb
Lift control type	Position/Draft
No. of standard remote valves	4/4
DIMENSIONS & WEIGHTS	
Overall length with 3-point hitch	3380 mm   133.1 in.
Overall width	1477 mm   58.15 in.
Wheelbase	1670 mm   65.7 in.
Height to top of Cabin	2255 mm   88.78 in.
Height to top of ROPS	-
Min. ground clearance	443.5 mm   17.46 in.
Min. turn radius with brakes	2550 mm   100.4 in.
Min. turn radius without brakes	2920 mm   115 in.
Weight with cab	F50CN: 1711 kg   3772.1 lb F50CHN: 1702 kg   3752.3 lb
Weight with ROPS	-
STANDARD TIRES	
R1 Agricultural - Front	7-16, 6PR
R1 Agricultural - Rear	11.2-24, 8PR
R3 Turf - Front	27x8.5-15
R3 Turf - Rear	41x14.00-20
R4 Industrial - Front	1: 215/70R16 2: 240/70R16 3: 200/70R16
R4 Industrial - Rear	1: 11.2-24, 8PR 2: 320/70R24 3: 300/80R24

# Upgrades for the Series 3 F50C

Complement the capabilities of your TYM tractor with compatible accessories and options.

## ACCESSORIES



## OPTIONS

Tire	R4 Industrial Tires	F 25x8.5 - 14 6PR	R 380/70-19.5 6PR
Tire	R1 Agricultural Tires	F 7 - 16 6PR	R 11.2-24 8PR
Tire	R3 Turf Tires	F 27x8.5 - 15 6PR	R 41x14.00 4PR



# Designed for your world

TYM creates tractors that bring together alluring form, advanced function and accessible value. Through Korean expertise in design, engineering and manufacturing, the company helps owners overcome every obstacle as they shape the world around them.

Headquartered in Korea with distribution across North America, Europe, and Asia, and assembly operations in the USA, TYM has been empowering customers for over 70 years.

[www.tym.world](http://www.tym.world)